

EXPERIENCE THE LIMITLESS
**BEAUTY OF
THE ULTIMA**

CATALOGUE

**1200X
2400MM**

ABOUT KAJARIA

Kajaria Ceramics is the largest manufacturer of Ceramic/ Vitrified tiles in India. It has an annual capacity of 90.50 mn. sq. meters, distributed across nine plants.

The manufacturing units are equipped with cutting-edge technology consisting of intense automation, robotic car application, and zero chance for human errors - these are just a few reasons why Kajaria remains at the top of the industry.

The best in providing tile solutions, Kajaria has grown stronger with its hard work, innovation, and patronage from our discerning customers.



Srikalahasti Plant, Andhra Pradesh



**CONTINUA+ TECHNOLOGY &
ADVANCED DIGITAL GLAZE MACHINE**



OUR FACILITIES ARE EQUIPPED
WITH CONTINUA+ TECHNOLOGY
THAT ACHIEVES:

Production of large slabs using
automated pressing technology

Superior surface flatness when
compared to conventional pressing

Greater body strength and flexibility
due to uniform roller pressing













Consistent and homogenous density

Unequalled shine, perfect slab planarity

BEAUTIFULLY ELEGANT,
TECHNICALLY SUPERIOR,









FEATURES

These collections are versatile and durable, making them suitable for a wide range of applications.

- | | | | | | |
|-------------------------------------------------------------------------------------------------------------|--------------------------------------------------------------------------------------------------------------|--------------------------------------------------------------------------------------------------------|----------------------------------------------------------------------------------------------------------|-----------------------------------------------------------------------------------------------------------------|---------------------------------------------------------------------------------------------------------------|
| 
For wall application | 
For floor application | 
Stain Resistant | 
Scratch Resistant | 
High Abrasion Resistance | 
High Flexural Strength |
| 
Easy Installation | 
Zero Maintenance | 
Fire Resistant | 
Thermal Resistant | 
Chemical Resistant | 
Easy to clean |

APPLICATION

Since our collection is widely used across various applications, we prioritize ensuring that all quality standards are met before it is put to use.

- | | | | | |
|--------------------------------------------------------------------------------------------------------|-------------------------------------------------------------------------------------------------|---------------------------------------------------------------------------------------------------|--------------------------------------------------------------------------------------------------------|-----------------------------------------------------------------------------------------------------|
| 
Residential | 
Malls | 
Office | 
Public Spaces | 
Restaurant |
| 
Train Station | 
Hotels | 
Airports | | |

FINISHES

SUPERWHITE

With an 'L' value of more than 94, these striking white tiles promise the whitest finish available in India.

BOLD | PREMIUM BOLD

As suggested by the descriptor 'bold', this finish has a rock like effect. With the use of special technique and digital glaze machine, these special effects are created to give a real life stone effect.

ALPHATECH

Offering a Matt surface with near-zero reflection along with gloss carving seamlessly blending sophistication and elegance. Its subtle sheen accents enhance contrast, elevating design and visual appeal to new heights.

MARBLETECH

The elegant look and feel of real marble in terms of touch, feel and shine makes it difficult to distinguish between the Ultima slabs and real marble.

POLISH | PREMIUM POLISH

The most premium transparent glaze that ensures a graphic and unparalleled sharpness, giving it a high definition retina image, you can almost use it as a mirror.

MATT

With a sophisticated matt finish and high durability, these tiles can withstand heavy footfall and yet, they're easily maintained.

BLEND

These tiles are inspired by nature, and are made and designed using rare minerals and metals in their veins and drafted with precision, to impart real shine, adding a realistic touch of nature to your home.

BLISS

These are decor tiles which come with an emboss feel. Made using high quality special glaze and a digital machine, they have a unique texture which gives line/arrow punch effect.

BEYOND

A luxury series in tile design, with the most premium surface. These tiles are developed with advanced digital technology. Almost Zero Surface Reflection, with wider possibilities of tonalities and intensity, and the finest Integration of designs and elegance.



ALCAMO

COLLECTION

Kajaria
INDIA'S NO. 1 TILE COMPANY



BEIGE

1200X
2400MM

This collection is carefully curated to redefine luxury and sophistication. Inspired by the serene charm of the Mediterranean town of Alcamo, this collection encapsulates the purity and grandeur of natural marble, offering an exquisite blend of tradition and modernity. Each tile in this collection is a masterpiece offering soft tonal variations that mirror the beauty of authentic marble, making them the perfect choice for spaces that demand refinement and grace. Alcamo focuses on the subtle elegance of natural marble, offering an opulent look, ideal for creating serene, uncluttered spaces that exude class.

3 FINISHES | POLISH | ALPHA TECH | LINEA*

4 COLOURS



BRONZE



BEIGE



GREY



BIANCO

3 SIZES



1200x2400 MM



1200x1800 MM



600x1200 MM*

ALCAMO BIANCO



SIZE & THICKNESS

1200x2400 | 9 MM

FINISHES AVAILABLE

POLISH | ALPHATECH

FACES X 4



AVAILABLE SIZES & FINISHES



1200x1800 MM
POLISH | ALPHATECH



600x1200 MM
POLISH | ALPHATECH | LINEA



ALCAMO BIANCO | POLISH

ALCAMO GREY



Scan to Interact



SIZE & THICKNESS

1200x2400 | 9 MM

FINISHES AVAILABLE
POLISH | ALPHATECH

FACES X 4



AVAILABLE SIZES & FINISHES



1200x1800 MM
POLISH | ALPHATECH



600x1200 MM
POLISH | ALPHATECH | LINEA



ALCAMO GREY | POLISH

ALCAMO BEIGE



Scan to Interact



Random 360°

SIZE & THICKNESS


1200x2400 | 9 MM

FINISHES AVAILABLE

PREMIUM POLISH |

ALPHATECH


FACES X 2



AVAILABLE SIZES & FINISHES



1200x1800 MM
PREMIUM POLISH | ALPHATECH



600x1200 MM
PREMIUM POLISH |
ALPHATECH | LINEA



ALCAMO BEIGE | PREMIUM POLISH

ALCAMO BRONZE



Scan to Interact



Random

SIZE & THICKNESS

1200x2400 | 9 MM

FINISHES AVAILABLE
PREMIUM POLISH |
ALPHATECH

FACES X 2



AVAILABLE SIZES & FINISHES



1200x1800 MM
PREMIUM POLISH | ALPHATECH



600x1200 MM
PREMIUM POLISH |
ALPHATECH | LINEA



ALCAMO BRONZE | PREMIUM POLISH

CARDOSO

COLLECTION

Kajaria
INDIA'S NO. 1 TILE COMPANY



SILVER

1200X
2400MM

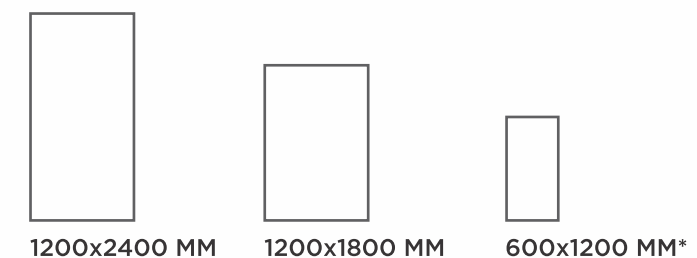
The CORDOSO GVT Tile Collection captures the refined and timeless essence of natural slates inspired by the landscapes and architectural heritage of India. These stones seamlessly integrate with the natural environment, embodying a style that is both elegant and modern. This collection has been meticulously crafted to replicate the distinctive charm of these remarkable slates, which naturally enhance contemporary architectural spaces. Through impeccable design and the expertise of skilled artisans, the CORDOSO tiles exhibit the authentic character of natural stone-visually striking yet smooth and gentle to the touch. The CORDOSO Collection is a ceramic masterpiece that combines the understated elegance of natural slates with a dynamic, modern aesthetic, offering a versatile solution for sophisticated interior and exterior designs.

3 FINISHES | BOLD | ALPHA TECH | LINEA*

5 COLOURS



3 SIZES



CARDOSO BEIGE



Scan to Interact

Random 360°

SIZE & THICKNESS
1200x2400 | 9 MM

FINISHES AVAILABLE
ALPHATECH |
PREMIUM BOLD

FACES X 4



AVAILABLE SIZES & FINISHES



1200x1800 MM
ALPHATECH | PREMIUM BOLD



600x1200 MM
ALPHATECH |
PREMIUM BOLD | LINEA



CARDOSO BEIGE | ALPHATECH

CARDOSO BRONZE



Scan to Interact




SIZE & THICKNESS

1200x2400 | 9 MM

FINISHES AVAILABLE
ALPHATECH |
PREMIUM BOLD

FACES X 4



AVAILABLE SIZES & FINISHES



1200x1800 MM
ALPHATECH | PREMIUM BOLD



600x1200 MM
ALPHATECH |
PREMIUM BOLD | LINEA



CARDOSO BRONZE | ALPHATECH

CARDOSO SILVER




Scan to Interact

Random 360°

SIZE & THICKNESS
1200x2400 | 9 MM

FINISHES AVAILABLE
ALPHATECH |
PREMIUM BOLD


FACES X 4



AVAILABLE SIZES & FINISHES



1200x1800 MM
ALPHATECH | PREMIUM BOLD



600x1200 MM
ALPHATECH |
PREMIUM BOLD | LINEA



CARDOSO SILVER | PREMIUM BOLD

CARDOSO NERO



Scan to Interact



Random 360°

SIZE & THICKNESS
1200x2400 | 9 MM

FINISHES AVAILABLE
ALPHATECH |
PREMIUM BOLD

FACES X 4



AVAILABLE SIZES & FINISHES



1200x1800 MM
ALPHATECH | PREMIUM BOLD



600x1200 MM
ALPHATECH |
PREMIUM BOLD | LINEA



CARDOSO NERO | ALPHATECH

CARDOSO VERDE



Scan to Interact



SIZE & THICKNESS

1200x2400 | 9 MM

FINISHES AVAILABLE
ALPHATECH |
PREMIUM BOLD

FACES X 4



AVAILABLE SIZES & FINISHES



1200x1800 MM
ALPHATECH | PREMIUM BOLD



600x1200 MM
ALPHATECH |
PREMIUM BOLD | LINEA



CARDOSO VERDE | ALPHATECH

BONALDO

COLLECTION

Kajaria
INDIA'S NO. 1 TILE COMPANY



CREMA

1200X
2400MM

Introducing Bonaldo collection that embodies sophistication, offering designs inspired by the world's most exquisite marbles, meticulously crafted for modern interiors. The Bonaldo collection celebrates the grandeur of marble with intricate veining, rich textures and natural tones. Whether you seek a minimalist vibe or a bold luxurious statement, this collection offers an array of designs, colours and finishes to match every aesthetic appearance. Convert everyday living into an artful experience, discover the harmony of luxury and practicality in every tile. Explore the Bonaldo collection and let your spaces narrate stories of elegance and grandeur

4 FINISHES | POLISH | MARBLE TECH | BLEND | LINEA*

4 COLOURS



GREY



CREMA




BIANCO



SILVER

3 SIZES



1200x2400 MM



1200x1800 MM



600x1200 MM*

BONALDO BIANCO



Scan to Interact



SIZE & THICKNESS

1200x2400 | 9 MM

FINISHES AVAILABLE
POLISH | BLEND |
MARBLETECH

FACES X 3



AVAILABLE SIZES & FINISHES



1200x1800 MM
POLISH | MARBLETECH | BLEND



600x1200 MM
POLISH | MARBLETECH |
BLEND | LINEA



BONALDO BIANCO | POLISH

BONALDO CREMA



Scan to Interact



Random 360°

SIZE & THICKNESS
1200x2400 | 9 MM

FINISHES AVAILABLE
POLISH | BLEND |
MARBLETECH

FACES X 3



AVAILABLE SIZES & FINISHES



1200x1800 MM
POLISH | MARBLETECH | BLEND



600x1200 MM
POLISH | MARBLETECH |
BLEND | LINEA



BONALDO CREMA | POLISH

BONALDO SILVER



Scan to Interact

Random 360°

SIZE & THICKNESS
1200x2400 | 9 MM

FINISHES AVAILABLE
POLISH | BLEND |
MARBLETECH

FACES X 3



AVAILABLE SIZES & FINISHES



1200x1800 MM
POLISH | MARBLETECH | BLEND



600x1200 MM
POLISH | MARBLETECH |
BLEND | LINEA



BONALDO SILVER | BEYOND

BONALDO GREY



Scan to Interact




SIZE & THICKNESS

1200x2400 | 9 MM

FINISHES AVAILABLE
POLISH |
BLEND | MARBLETECH

FACES X 4



AVAILABLE SIZES & FINISHES



1200x1800 MM
POLISH | MARBLETECH | BLEND



600x1200 MM
POLISH | MARBLETECH |
BLEND | LINEA



BONALDO GREY | POLISH

MOONSTONE

COLLECTION

Kajaria
INDIA'S NO. 1 TILE COMPANY



ASH

1200X
2400MM

The Moon Stone Collection is a tribute to the captivating beauty of the moon's surface as it appears before a lunar eclipse. The collection draws inspiration from the subtle textures, serene tones, and mesmerizing patterns that reflect the moon's mystical aura during this rare celestial event. Meticulously designed, the Moon Stone Collection reimagines this natural phenomenon in the form of exquisite tiles that exude elegance and sophistication. Each tile replicates the soft gradients and distinctive patterns of the moon's surface, offering a unique blend of visual intrigue and natural charm. Crafted with cutting-edge technology and a commitment to perfection, the Moon Stone Collection mirrors the timeless allure of lunar beauty, making it an ideal choice for creating spaces that are both tranquil and awe-inspiring. With its harmonious blend of strength and finesse, this collection transforms interiors into spaces that resonate with the serene magnificence of the cosmos.

2 FINISHES | BOLD | BEYOND

4 COLOURS




TAUPE

MARFIL


ASH

GREY

3 SIZES



1200x2400 MM



1200x1800 MM



600x1200 MM*

MOONSTONE ASH



Scan to Interact




SIZE & THICKNESS

1200x2400 | 9 MM

FINISHES AVAILABLE
BEYOND |
PREMIUM BOLD

FACES X 2



AVAILABLE SIZES & FINISHES



1200x1800 MM
BEYOND | PREMIUM BOLD



600x1200 MM
BEYOND | PREMIUM BOLD



MOONSTONE ASH | BEYOND

MOONSTONE GREY



Scan to Interact



Random 360°

SIZE & THICKNESS
1200x2400 | 9 MM

FINISHES AVAILABLE
BEYOND | PREMIUM BOLD



AVAILABLE SIZES & FINISHES



1200x1800 MM
BEYOND | PREMIUM BOLD




600x1200 MM
BEYOND | PREMIUM BOLD



MOONSTONE GREY | BEYOND

MOONSTONE MARFIL



Scan to Interact



SIZE & THICKNESS

1200x2400 | 9 MM

FINISHES AVAILABLE
BEYOND |
PREMIUM BOLD

FACES X 2



AVAILABLE SIZES & FINISHES



1200x1800 MM
BEYOND | PREMIUM BOLD



600x1200 MM
BEYOND | PREMIUM BOLD



MOONSTONE MARFIL | BEYOND

MOONSTONE TAUPE



Scan to Interact



SIZE & THICKNESS

1200x2400 | 9 MM

FINISHES AVAILABLE
BEYOND |
PREMIUM BOLD

FACES X 2



AVAILABLE SIZES & FINISHES



1200x1800 MM
BEYOND | PREMIUM BOLD



600x1200 MM
BEYOND | PREMIUM BOLD



MOONSTONE TAUPE | BEYOND

4D 4 UNIQUE SIZES,
4 DISTINCT FINISHES
WITH STYLISH GRAPHICS

SAME DESIGN IN 4 DIFFERENT SIZES & 4 DIFFERENT FINISHES

Kajaria
INDIA'S NO. 1 TILE COMPANY



STUNNING FINISHES

Bliss

These Are Décor Tiles Which Come With An Emboss Feel. Made Using High Quality Special Glaze And A Digital Machine, They Have A Unique Texture Which Gives Line/arrow Punch Effect.

Bold

As Suggested By The Descriptor 'BOLD', This Finish Has A Rock Like Effect. With The Use of Special Technique And Digital Glaze Machine, These Special Effects Are Created To Give A Real Life Stone Effect.

Polish

A Spectacular Mirror Like Effect is What You Get In This Superior Finish. The Brilliant Polish Look Is Achieved With High Quality Glaze, That Has Reflective Index Value of More Than 100%. It Enhances Image Sharpness And Creates A Rich And True Color Look.

Beyond

This Finish is Made For a Luxurious World And Is The Most Premium Finish. Developed With Advanced Digital Technology, It Has A Smooth Surface With Almost Zero Surface Reflection. It's A Fine Balance of Design And Elegance.

AVAILABLE SIZES & FINISHES

SIZE	POLISH	BEYOND	BOLD	BLISS
1200X2400 MM	✓	✓	✓	✓
1200X1800 MM	✓	✓	✓	
1200X1200 MM	✓	✓		
600X1200 MM	✓	✓	✓	✓

LEGACY MARFIL - BLISS

LEGACY GREY - BOLD

PAVIT GREY - BEYOND

SATUARIO LUXE - POLISH

1200X2400 MM

1200X1800 MM

1200X1200 MM

600X1200 MM



SATUARIO LUXE



Scan to Interact



Random

360°

SIZE & THICKNESS

1200x2400 | 9 MM

FINISHES AVAILABLE
POLISH | BEYOND |
BOLD | *BLISS

FACES X 4



* In Bliss line effect is available in this shade.


AVAILABLE SIZES & FINISHES



1200x1800 MM
POLISH | BOLD | BEYOND



1200x1200 MM
POLISH | BEYOND



600x1200 MM
POLISH | BOLD
BEYOND | *BLISS



SATUARIO LUXE | POLISH & BLISS

PAVIT GREY



Scan to Interact




SIZE & THICKNESS

1200x2400 | 9 MM

FINISHES AVAILABLE
POLISH | BEYOND |
BOLD | *BLISS

FACES X 3



* In Bliss line effect is available in this shade.

AVAILABLE SIZES & FINISHES



1200x1800 MM
POLISH | BOLD | BEYOND



1200x1200 MM
POLISH | BEYOND



600x1200 MM
POLISH | BOLD
BEYOND | *BLISS



PAVIT GREY | POLISH & BOLD



LEGACY GREY



Scan to Interact



Random



SIZE & THICKNESS

1200x2400 | 9 MM

FINISHES AVAILABLE
POLISH | BEYOND |
BOLD | *BLISS

FACES X 3



* In Bliss Arrow effect is available in this shade.

AVAILABLE SIZES & FINISHES



1200x1800 MM
POLISH | BOLD | BEYOND



1200x1200 MM
POLISH | BEYOND



600x1200 MM
POLISH | BOLD
BEYOND | *BLISS



LEGACY GREY | POLISH

LEGACY MARFIL



Scan to Interact

Random 360°

SIZE & THICKNESS
1200x2400 | 9 MM

FINISHES AVAILABLE
POLISH | BEYOND |
BOLD | *BLISS

FACES X 3



* In Bliss Arrow effect is available in this shade.

AVAILABLE SIZES & FINISHES



1200x1800 MM
POLISH | BOLD | BEYOND



1200x1200 MM
POLISH | BEYOND



600x1200 MM
POLISH | BOLD
BEYOND | *BLISS



LEGACY MARFIL | BLISS & BEYOND



GOZZIO BEIGE



Scan to Interact



Random



SIZE & THICKNESS

1200x2400 | 9 MM

FINISHES AVAILABLE
POLISH | BEYOND |
BOLD | *BLISS

FACES X 3



* In Bliss line effect is available in this shade.

AVAILABLE SIZES & FINISHES



1200x1800 MM
POLISH | BOLD | BEYOND



1200x1200 MM
POLISH | BEYOND



600x1200 MM
POLISH | BOLD
BEYOND | *BLISS



GOZZIO BEIGE | POLISH & BEYOND

CARRARA LUXE



Scan to Interact



Random 360°

SIZE & THICKNESS
1200x2400 | 9 MM

FINISH AVAILABLE
SUPERWHITE

BOOK MATCH

A B



CARRARA GOLDEN



Scan to Interact



Random 360°

SIZE & THICKNESS
1200x2400 | 9 MM

FINISH AVAILABLE
SUPERWHITE

FACES X 3



This tile is available in 1200x1200 mm in Superwhite finish





STATUARIO



SIZE & THICKNESS
1200x2400 | 9 MM

FINISH AVAILABLE
SUPERWHITE

FACES X 3



ONYX BEIGE



SIZE & THICKNESS
1200x2400 | 9 MM

FINISH AVAILABLE
SUPERWHITE

FACES X 2



ONYX BEIGE DECOR



SIZE & THICKNESS
1200x2400 | 9 MM

FINISH AVAILABLE
SUPERWHITE

FACES X 2







ONYX BIANCO



SIZE & THICKNESS
1200x2400 | 9 MM

FINISH AVAILABLE
SUPERWHITE

FACES X 4



ONYX IVORY



SIZE & THICKNESS
1200x2400 | 9 MM

FINISH AVAILABLE
SUPERWHITE

FACES X 4







ZENITH BIANCO




SIZE & THICKNESS

1200x2400 | 9 MM

FINISH AVAILABLE
PREMIUM POLISH

FACES X 3



ZENITH BIANCO | PREMIUM POLISH

ADMIRAL BROWN



Scan to Interact



Random 360°

SIZE & THICKNESS
1200x2400 | 9 MM

FINISH AVAILABLE
PREMIUM POLISH

FACES X 3



LUCIFER BROWN



Scan to Interact

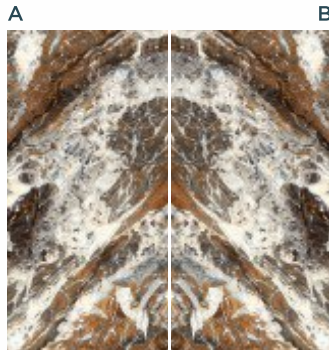


Random 360°

SIZE & THICKNESS
1200x2400 | 9 MM

FINISH AVAILABLE
PREMIUM POLISH

BOOK MATCH







OFFICE
MEETING ROOM

RM. 531

LUCIFER BROWN (BOOK MATCH) | PREMIUM POLISH

QUANTIKO GRIS



SIZE & THICKNESS

1200x2400 | 9 MM

FINISH AVAILABLE
PREMIUM POLISH

FACES X 2



This tile is available in 1200x1800 mm in Premium Polish finish

MAJESTIC GRIS




SIZE & THICKNESS

1200x2400 | 9 MM

FINISH AVAILABLE
PREMIUM POLISH

FACES X 2



This tile is available in 1200x1800 mm in Premium Polish finish





MARKINO NERO



SIZE & THICKNESS
1200x2400 | 9 MM

FINISH AVAILABLE
PREMIUM POLISH

FACES X 2



CHARCOAL NERO



SIZE & THICKNESS
1200x2400 | 9 MM

FINISH AVAILABLE
PREMIUM POLISH


FACES X 3








AVENUE AZUL



SIZE & THICKNESS
1200x2400 | 9 MM


FINISH AVAILABLE
PREMIUM POLISH

FACES X 3



This tile is available in 1200x1800 mm in Premium Polish finish


EARLIN AZUL



SIZE & THICKNESS
1200x2400 | 9 MM

FINISH AVAILABLE
PREMIUM POLISH

FACES X 2







ROYAL AZUL



Scan to Interact



Random 360°


SIZE & THICKNESS
1200x2400 | 9 MM

FINISH AVAILABLE
PREMIUM POLISH

FACES X 2



PARADISE AZUL



Scan to Interact




Random 360°

SIZE & THICKNESS
1200x2400 | 9 MM

FINISH AVAILABLE
PREMIUM POLISH

FACES X 3








FUSION VERDE




SIZE & THICKNESS
1200x2400 | 9 MM

FINISH AVAILABLE
PREMIUM POLISH

FACES X 2




ONYX TERQUOISE




SIZE & THICKNESS
1200x2400 | 9 MM

FINISH AVAILABLE
PREMIUM POLISH

FACES X 4







PANTOGONIA VERDE



SIZE & THICKNESS
1200x2400 | 9 MM

FINISH AVAILABLE
PREMIUM POLISH

FACES X 2




PIETRA BRONCE



SIZE & THICKNESS
1200x2400 | 9 MM

FINISH AVAILABLE
PREMIUM POLISH

FACES X 3







H&F
LUXURY RESORT
SPA

COMFORT ZONE

ASTONIA GREY



SIZE & THICKNESS
1200x2400 | 9 MM

FINISH AVAILABLE
POLISH

FACES X 3




ARMANI GREY



SIZE & THICKNESS
1200x2400 | 9 MM

FINISH AVAILABLE
POLISH

FACES X 3



This tile is available in 1200x1800 mm in Polish finish






BOLVIA GREY



SIZE & THICKNESS
1200x2400 | 9 MM

FINISH AVAILABLE
POLISH

FACES X 4



NORDIC GREY



SIZE & THICKNESS
1200x2400 | 9 MM

FINISH AVAILABLE
POLISH

FACES X 2







GOZZIO GREY



Scan to Interact



 360°
Random

SIZE & THICKNESS

1200x2400 | 9 MM

FINISH AVAILABLE
POLISH

FACES X 3



HORIZON GREY



Scan to Interact




 360°
Random

SIZE & THICKNESS

1200x2400 | 9 MM

FINISH AVAILABLE
POLISH

FACES X 2



This tile is available in 1200x1800 mm in Swift Polish finish



health cen



GOZZIO SILVER



SIZE & THICKNESS
1200x2400 | 9 MM

FINISH AVAILABLE
POLISH

FACES X 3



METRO MIST



SIZE & THICKNESS
1200x2400 | 9 MM

FINISH AVAILABLE
POLISH

FACES X 3







TORONTO GREY



SIZE & THICKNESS

1200x2400 | 9 MM

FINISH AVAILABLE
POLISH

FACES X 3



TORONTO GREY | POLISH

ASTONIA BEIGE



SIZE & THICKNESS
1200x2400 | 9 MM

FINISH AVAILABLE
POLISH

FACES X 3



OLIO CREMA



SIZE & THICKNESS
1200x2400 | 9 MM

FINISH AVAILABLE
POLISH

FACES X 3







2. ADMINISTRATION
1. SHOWROOM
0. CONFERENCE ROOM




BRECCIA AZURE



SIZE & THICKNESS
1200x2400 | 9 MM

FINISH AVAILABLE
POLISH

FACES X 3



TRIANA CREMA



SIZE & THICKNESS
1200x2400 | 9 MM

FINISH AVAILABLE
POLISH

FACES X 3







INTEL CREMA



SIZE & THICKNESS
1200x2400 | 9 MM

FINISH AVAILABLE
POLISH

FACES X 3




CREMA MARFIL



SIZE & THICKNESS
1200x2400 | 9 MM

FINISH AVAILABLE
POLISH

FACES X 2








ELEGANCE CREMA



SIZE & THICKNESS
1200x2400 | 9 MM

FINISH AVAILABLE
POLISH

FACES X 2




ELTON BEIGE



SIZE & THICKNESS
1200x2400 | 9 MM

FINISH AVAILABLE
POLISH

FACES X 2



This tile is available in 1200x1800 mm in Swift Polish finish






CALACUTTA GRANDE



SIZE & THICKNESS
1200x2400 | 9 MM

FINISH AVAILABLE
POLISH

FACES X 2



This tile is available in 1200x1800 mm in Swift Polish finish


PRESTIGE MARFIL



SIZE & THICKNESS
1200x2400 | 9 MM

FINISH AVAILABLE
POLISH

FACES X 2







GENUS MARFIL



SIZE & THICKNESS

1200x2400 | 9 MM

FINISH AVAILABLE
BEYOND

FACES X 3



BOTTOCINO




SIZE & THICKNESS

1200x2400 | 9 MM

FINISH AVAILABLE
BLEND


FACES X 2







EDEN VERDE



Scan to Interact



 360°
Random

SIZE & THICKNESS
1200x2400 | 9 MM

FINISH AVAILABLE
BLEND

FACES X 2



STONEX GREY



Scan to Interact



 360°
Random

SIZE & THICKNESS
1200x2400 | 9 MM

FINISH AVAILABLE
BLEND

FACES X 2








PERTH TAUPE



SIZE & THICKNESS
1200x2400 | 9 MM

FINISH AVAILABLE
MATT

FACES X 2




RESINO GREY



SIZE & THICKNESS
1200x2400 | 9 MM

FINISH AVAILABLE
MATT

FACES X 2







RESINO GRIS



SIZE & THICKNESS
1200x2400 | 9 MM

FINISH AVAILABLE
MATT

FACES X 2



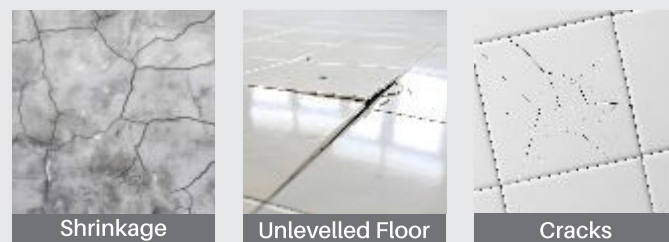
RESINO GRIS | MATT

Time to switch

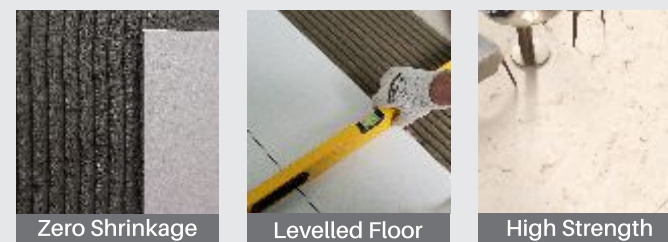
from the Old cement method to
Gresbond tile adhesives for a perfect tile finish








Old Cement Method



Gresbond Adhesives



Benefits of using Gresbond Tile Adhesives

- | | | |
|------------------------------------------------------------------------------------------------------------------|-------------------------------------------------------------------------------------------------------------------------------|-------------------------------------------------------------------------------------------------------------------------------|
|  Water Resistant |  Rapid Surface Readiness in Under 24 Hours |  Thermal Shock Resistance |
|  Stains and Seepage Resistant |  Suitable for Use on All Surfaces* |  Seamless Bond Between Tile and Substrate |



VX-1

FOR INTERNAL FLOORS, WALLS & EXTERNAL FLOORS

Features

- For wet & dry area
- Extended open time
- Low VOC
- Highly polymer modified
- Non-slip adhesive



EX-5

FOR EXTERNAL WALLS & FLOORS

Features

- Formulated for elevations
- Extended open time
- Low VOC
- For wet & dry area
- Flexible



LX-7

FOR INTERNAL AND EXTERNAL FLOORS & WALLS

Features

- Formulated for large slabs & stones
- Extended open time
- Superior bond strength
- Flexible
- For vibration area
- Low VOC


Epoxy grouts for perfect tile finish



Available Colour Shades

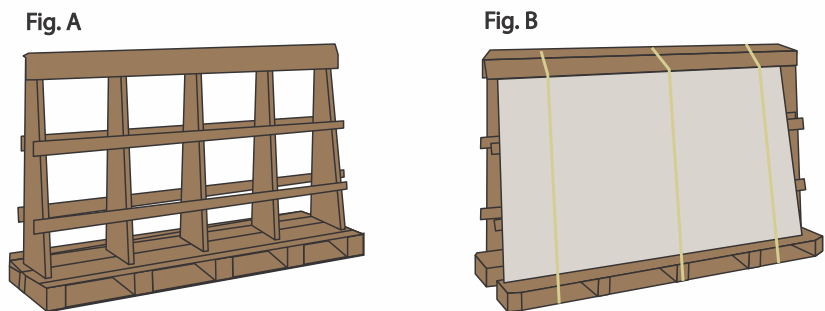
			
Super White	Cocoa	Red Brown	Steel Grey
			
Taupe	Metal Gold	Blood Red	Dark Grey
			
Husk	Pink	Sky Blue	Shill Black
			
Sand	Peach	Blue	Jet Black
			
Tan Brown	Terra Red	Dark Green	
			
Cardboard Brown	Burgundy	Light Grey	

Benefits of Epoxy Grouts

- | | | | | | | | | |
|----------------------------------------------------------------------------------------------------------------------|-------------------------------------------------------------------------------------------------------|-----------------------------------------------------------------------------------------------------|---------------------------------------------------------------------------------------------------------|--------------------------------------------------------------------------------------------------------|-----------------------------------------------------------------------------------------------------|----------------------------------------------------------------------------------------------------|----------------------------------------------------------------------------------------------------|---------------------------------------------------------------------------------------------------------------------|
|  Improved Efflorescence Control |  Water Resistant |  Smooth Finish |  Weather Resistant |  Easy Maintenance |  Non-Shrinking |  Non-Cracking |  UV Resistant |  Easy Application And Clean Up |
|----------------------------------------------------------------------------------------------------------------------|-------------------------------------------------------------------------------------------------------|-----------------------------------------------------------------------------------------------------|---------------------------------------------------------------------------------------------------------|--------------------------------------------------------------------------------------------------------|-----------------------------------------------------------------------------------------------------|----------------------------------------------------------------------------------------------------|----------------------------------------------------------------------------------------------------|---------------------------------------------------------------------------------------------------------------------|

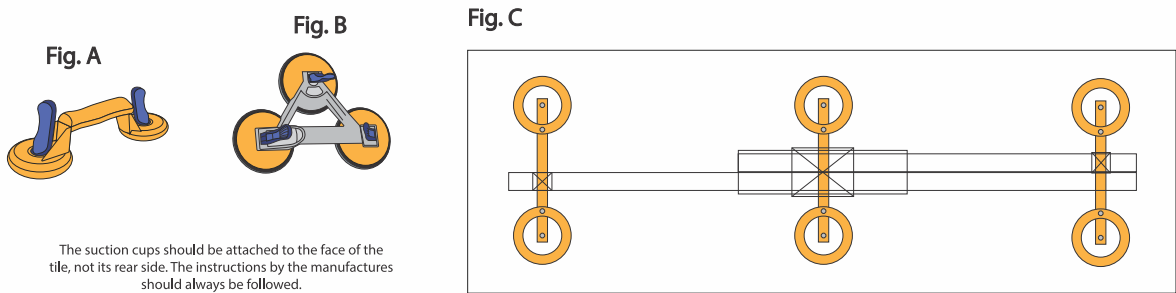
TRANSPORTATION, HANDLING AND STORAGE OF ULTIMA SLAB

When transporting the Ultima slabs, they must be secured properly to avoid storage problems. If the tiles are transported over a short distance, the Ultima slabs should be kept vertically in the vehicle and at back side of slabs there should be proper packing or ply to avoid breakage. If the tiles are transported over a longer distance, they should be kept on an A shape frame, as shown in Fig A and B. With this method, we can avoid any breakage of slabs during transit.



MANUAL HANDLING OF ULTIMA SLAB

When handling Ultima slabs manually, the primary tool used is the regular suction cup (Fig. A and B). Using these, workers can shift the tiles easily.



The suction cups should be attached to the face of the tile, not its rear side. The instructions by the manufacturers should always be followed.

If the surface of the slab is textured, the best way to handle the Ultima slabs manually is by using a Large Format Tile (LFT) Carrier System (Fig. C) with suction cups that hold the tile from all four sides. By using this method, workers can lift or shift the tiles easily without any damage and will require the manpower of two people.

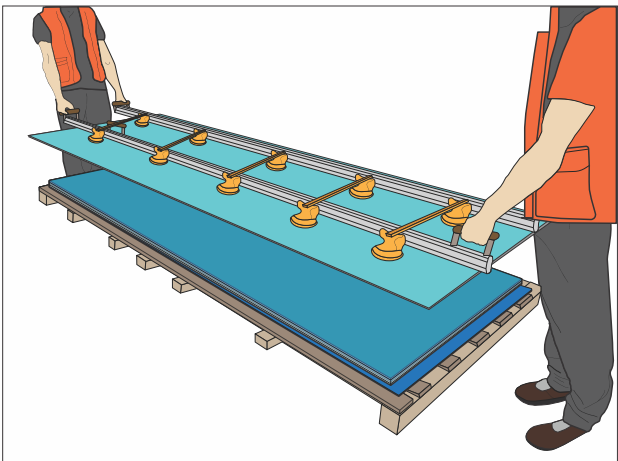
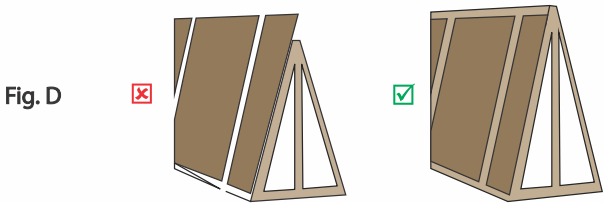


Fig. F

STORAGE

The Ultima slabs should be stored on A shape frame, made up of wood or steel with rubber lining, as shown below.



LAYING & FIXING

a) The Ultima slabs are very heavy, large-sized, and have sharp edges. So, it is important for the people transporting the tiles to wear protective gear like gloves during transportation. We also recommend the use of double or triple suction cups for a firm grip of the tile while ensuring the safety of the operator. Before transporting the tile, it should be thoroughly cleaned to get rid of any dust or moisture and make sure that the grip of the tile is not compromised. Then the suction cups should be placed on the face of the tile and be checked for how well they are stuck to the surface before lifting the tile.

To handle the large-sized slabs like Ultima slabs, we recommend using a special LFT carrier system with four suction cups.

- b) The following points should be considered while laying the Ultima slabs:
1. The subfloor or the laying surface should be prepared properly before laying the Ultima slabs. The laying surface should be rigid, non-flexing, and capable of supporting the expected load with minimal or no deflection.
 2. A leveled subfloor is extremely important to keep the Ultima slabs from cracking.
 3. Provision of proper curing for the subfloor, for around 24 to 48 hours before tiling work.

For internal or external application, it is essential to select the appropriate cement-based, fiber-reinforced or ready-mixed adhesive to ensure that the Ultima slabs are properly fixed.

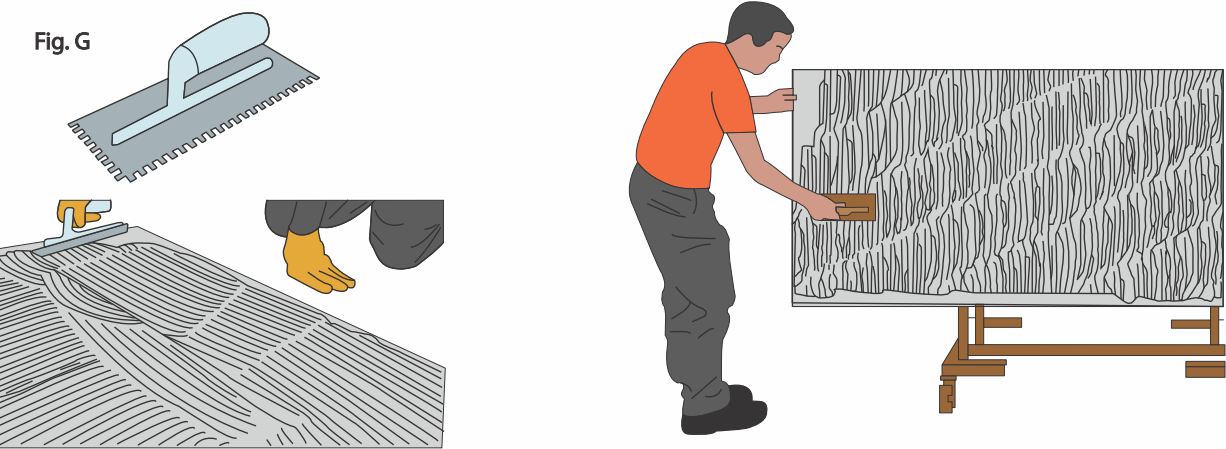
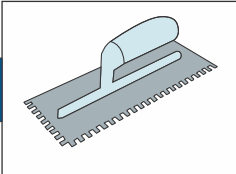
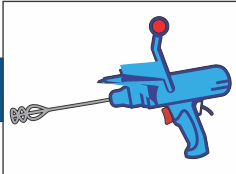
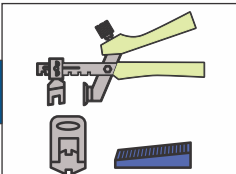
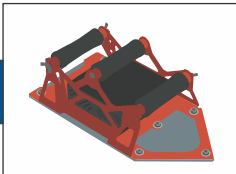
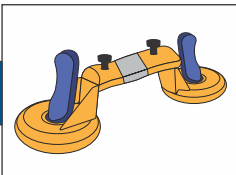

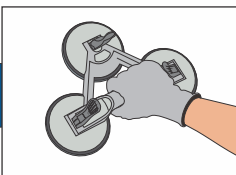
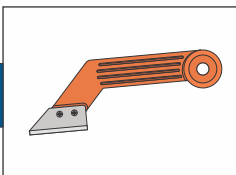
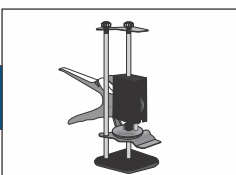


Fig. H

Fig. I

4. Once the subfloor is clean and ready, the adhesive should be spread evenly covering the entire area using a 10x10mm square notch trowel (Fig. G). The adhesive should cover 5cm to 10cm more than the size of the Ultima slabs. The adhesive should always be applied in stripes running parallel with the short edge to remove any air pockets or bubbles.
5. The Ultima slabs require back-buttering due to their large format. Back-buttering means applying a layer of adhesive at the back of the tile using a trowel (Fig. I). The Ultima slabs should be fixed on a handling frame with the use of suction cups in a vertical position, as shown in Fig. C.
6. To apply adhesive on the laying surface, a 10x10mm square notch trowel should be used whereas a 5x5mm square notch trowel should be used for back-buttering.
7. After fixing the Ultima slabs on a handling frame with the use of suction cups in a vertical position, it should be lowered slowly into a horizontal position and firmly pressed into the adhesive along with a surface vibrator or a rubber mallet.
8. Use a levelling system to avoid lippage and give a smooth and even surface at every joint. Levelling systems are available from 1mm to 10mm.
9. A closer system can be used to close the tiles nearer to each other and shift the tile slightly up and down at the time of fixing.
10. The backs of the slabs must be regularly checked to make sure that there is full contact between the adhesive and the tile surface. If a hollow sound is heard during fixing, the tile should be lifted again and provided with extra adhesive at that particular area to give proper strength to the tile.
11. After completing the tiling work, it is recommended to put a protection sheet on tiles until the completion of all civil work. It is recommended that the grouting work be done at the very last, after completing all civil work. We can use sanded grouts with hardener or epoxy grout, depending on the area of usage or as per instructions of the site in-charge.

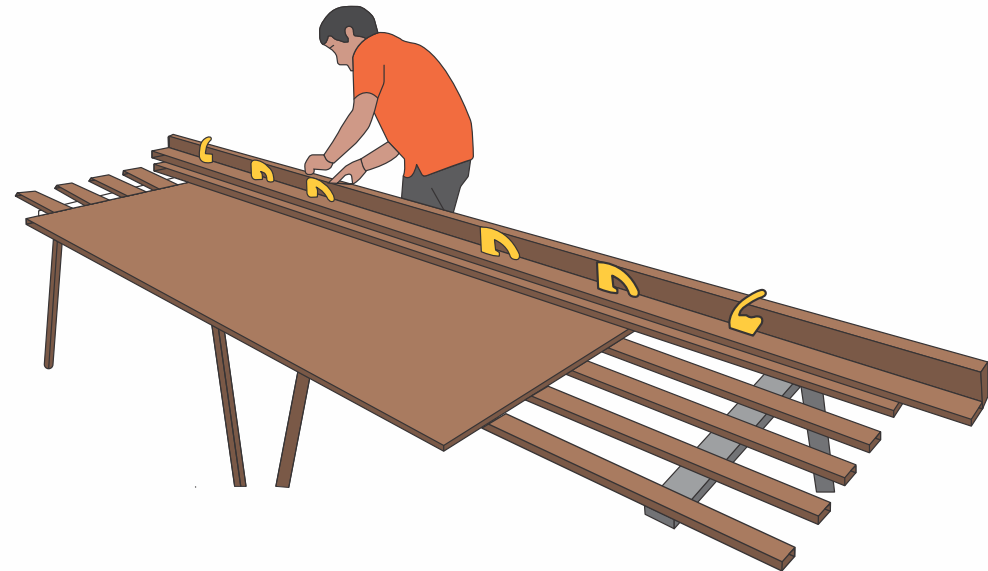
TOOLS RECOMMENDED FOR ULTIMA SLABS

Notch trowel (5mm to 10mm)		Adhesive mixture	
Levelling system with plier		Surface Vibrator	
Tiles Closer System		Rubber Mallet	
Suction Cups		Joint scraper	
Tile Lifter			

TILE CUTTING

Mark the portion to be cut out from the ends of the Ultima slab using a pencil. Then, properly position the cutting guide with a cutting carriage so that the references on the guide coincide with the lines marked on the slab. Lock the cutting. Guide with the cutting carriage in place using the suction cups. It is vital to keep the pressure and movement of the cutting carriage constant along the whole length of the cut to ensure correct scoring.

Score one end of the slab by 15cm pushing the cutting carriage towards the edge of the slab. Complete the scoring up to the opposite end of the slab.



CLEANING

CLEANING AFTER LAYING

After laying the Ultima slabs on the floor or wall, it should be cleaned well to remove any residual grouting and the normal dirt acquired from building works.

A cementitious de-scaler can be used for cleaning the joints, as it is mildly acidic and does not emit harmful fumes, ensuring the safety of the user. In case of material laid with epoxy or resinous grouting, it is recommended to clean after laying with specific detergent or tile cleaner.



REGULAR MAINTENANCE

To clean the floor thoroughly, we recommend using a natural detergent with high cleaning power. In case of strong dirt that gets encrusted with time, we recommend consulting the following ways to find the perfect solution to every situation:

TYPE OF DIRT	PRODUCT
Cement, Metal tracer, rust	Cementitious descaler
Residuals, stains and halos of epoxy joints	Epoxy descaler
Grease, tire marks, colours, markers etc.	Non soap degrease
Graffiti	Acetone and anti-graffiti

RECOMMENDATIONS

Drying Process

Once the tiles have been grouted and the excess grout has been cleaned off, it is important to wait till the tiled surface is dried completely before cleaning. The recommended waiting time is 5 days, before cleaning or using the tiled surface.

Protecting from Liquid

The newly tiled surface must be protected from water and moisture while the adhesive and grouting materials are maturing and hardening. This is particularly important for outdoor spaces and areas, where there is a risk of freezing.

Damage Prevention

It is important to protect the newly tiled surface against mechanical or chemical damage resulting from subsequent work carried out by other professionals or due to later installations. Damage can be prevented by covering the floor tiles with thick cardboard or similar material.

Cleaning Products

For the final cleaning of the tiled surface, the products used should be compatible with the chemical resistance of the tiles. Avoid using solid detergents with abrasive particles and solutions containing hydrofluoric acid, which attacks the glaze and causes irreversible damage to the vitrified tile.

PACKING DETAILS

DIMENSIONS (MM)	NO. OF SLABS/BOX	COVERAGE AREA
1200x2400	01	2.88 M ²
1200x1800	02	4.32 M ²
1200x1200	02	2.88 M ²
800x1600	02	2.56 M ²
600x1200	03	2.16 M ²

TECHNICAL SPECIFICATIONS

S.No	Technical Characteristics	* IS 15622:2017, *EN 14411:2016 & ISO 13006:2018 Group Bla (Annex G) Standard's Requirement	Kajaria Eternity Tile's Specifications	Test method
1.	Deviation in length & width	± 0.1 % ± 0.6 %/ ± 0.3 %	± 0.10 %	IS 13630-1 EN ISO 10545-2
2.	Deviation in thickness	± 5.0 %	± 4.00 %	IS 13630-1 EN ISO 10545-2
3.	Deviation in Straightness of sides	± 0.1 % ± 0.5 %/± 0.3 %	± 0.10 %	IS 13630-1 EN ISO 10545-2
4.	Deviation in Rectangularity	± 0.1 % ± 0.5 %/± 0.3 %	± 0.10 %	IS 13630-1 EN ISO 10545-2
5.	Deviation in Surface Flatness	± 0.5 % ± 0.5 %/± 0.4 %	± 0.15 %	IS 13630-1 EN ISO 10545-2
6.	Surface quality	95% of the tiles shall be free from visible defects	95% of the tiles shall be free from visible defects	IS 13630-1 EN ISO 10545-2
7.	Modulus of rupture	Avg. 35 N/mm2, individual Min 32 N/mm2	≥ 40 N/mm²	IS 13630-6 / EN ISO 10545-4
8.	Breaking strength	Minimum 1300 N	≥ 2000 N	IS 13630-6 / EN ISO 10545-4
9.	Bulk Density	Minimum 2.20 g/cc	≥ 2.25 g/cc	IS 13630-2
10.	Glossiness	Manufacture to state the class	Min 5 for Rustic/Matt/Satin Finish Min 90 for Polish Finish	Glossimeter 60 degrees
11.	Water Absorption	≤ 0.08 %, Individual Max 0.1% ≤ 0.5 %, Individual Max. 0.6 %	≤ 0.08 %, Individual Max 0.1% ≤ 0.3 % (Only for 13x80 cm)	IS 13630-2 / EN ISO 10545-3
12.	Resistance to surface abrasion of Glazed tiles	Minimum Class II Report abrasion class and cycles passed	PEI-Class III to Class IV	IS 13630-11 EN ISO 10545-7
13.	Thermal expansion from ambient temperature to 100 ° C	Test method available	6x10 ⁻⁴ K ⁻¹ Maximum	IS 13630-4 EN ISO 10545-8
14.	Thermal shock resistance	10 cycles Minimum Test method available	10 cycles Minimum	IS 13630-5 EN ISO 10545-9
15.	Moisture expansion	Maximum 0.02 Millimeter/Metre Test method available	Nil	IS 13630-3 EN ISO 10545-10
16.	Crazing resistance (Glazed Tiles)	Passes 4 cycles at 7.5 kg/cm2 Required	Passes 4 cycles at 7.5 kg/cm²	IS 13630-9 EN ISO 10545-11
17.	Frost resistance	Required	100 cycles Minimum	IS 13630-10 EN ISO 10545-12
18.	Resistance to Household Chemicals & Swimming Pool Salts #	Minimum Class AA Minimum GB	Minimum Class AA Minimum GB	IS 13630-8 EN ISO 10545-13
19.	Resistance to low & high concentration of acids & alkalis #	Manufacturer to state classification	Minimum Class AA Minimum GLB,GHB	IS 13630-8 EN ISO 10545-13
20.	Stain resistance**	Minimum Class 1 Minimum Class 3	Minimum Class 1 Minimum Class 3	IS 13630-8 EN ISO 10545-14
21.	Slipperiness	Test method available	≥ R-9 to R-10 for Rustic/Matt/Satin Finish ≥ R-9 for Polish Finish	DIN 51130:2014
22.	Co-efficient of friction	Manufacture to state the class	≥ 0.32 for Rustic/Matt/Satin Finish > 0.20 for Polish Finish	ISO 10545-17
23.	Scratch hardness of surface(Moh's scale)	Minimum 5 Test method available	Min 6 for Rustic/Matt/Satin Finish Min 5 for Polish/Marbletech Finish	IS 13630-13 EN 101
24.	Impact Resistance	Minimum 0.55 Test method available	Min 0.55 & No identification of cracking	IS 13630-14 EN ISO 10545-5

Resistance to acids & alkalis (Exception of Hydrofluoric acid & its compounds)

** Vitrified tiles have resistance to most of the stains / chemicals but, it is recommended to take due care while laying and for day-to-day maintenance.

* Applicable in Gailpur plant only.

- Colours in the catalogue are as accurate as printing process allows. Please check actual tile sample before making the final selection.
- Sizes mentioned in the catalogue are nominal sizes only.
- No claim will be entertained once the tiles are fixed.
- For better laying, please follow the instructions on the packaging box.
- In case it is required to lay the tiles on wall or floor in STAGGERED PATTERN, then always lay them in Overlap 20:80 ratio, as shown in VISUAL 1 instead of Brick pattern (overlap 50:50 ratio), as shown in VISUAL 2.

- Please make sure to check the shade/finish with the sales agent/dealer before making the final purchase because there might be variation in actual finish and that shown in the catalogue. The company will not bear any loss in such case.



VISUAL 1



VISUAL 2



Kajaria
INDIA'S NO. 1 TILE COMPANY

